



**Year 10**  
**Exam Revision Booklet**

**Manor House School**

**Summer 2024**

## Contents

### **Topic**

General Advice	3
English Language	7
English Literature	8
Mathematics	9
Science	10-12
Art	13
Drama	13
Child Development	13
Food and Nutrition	14
Classical Civilisation	15
Creative iMedia	17
Geography	18
History	19
MFL	German 20
	French 22
	Spanish 24
Music	26
RS	27
PE	28

### How can I best prepare for my examinations?

Revision is key and this booklet is here to help!

- Read this booklet thoroughly and if you have any questions see your subject teacher as soon as possible.
- Set yourself realistic targets for fitting in revision sessions.
- Tick things off the list as you revise them so that you can see your **progress**.
- Get to **bed early** and eat a **good breakfast** on the morning of the exam.
- Practise pacing yourself when answering questions.
- Work in lots of short sessions rather than one long one. (30 minutes max)
- When writing the exam paper read the questions thoroughly and be sure which you actually have to answer.
- Do not try to revise in the time immediately before the exam, this will only make you feel more anxious.

### How do I revise?

There are lots of ways to revise. Everyone learns differently so try lots of techniques and see which ones work for you. Use the study skills you have learnt in lessons and look at the ones on the next few pages. You went through these on your Study Skills Day in Year 7.

### What do I need to bring to my examinations?

You must bring the following, all in a see-through pencil case:

- calculator (We would recommend Casio fx-83 or fx-85 or fx-99)
- protractor
- compass
- pencil
- rubber
- ruler
- **BLACK** pens - several in case one runs out.
- **GREEN** pen - if you normally have extra time

GOOD LUCK!

Mrs R Waterhouse

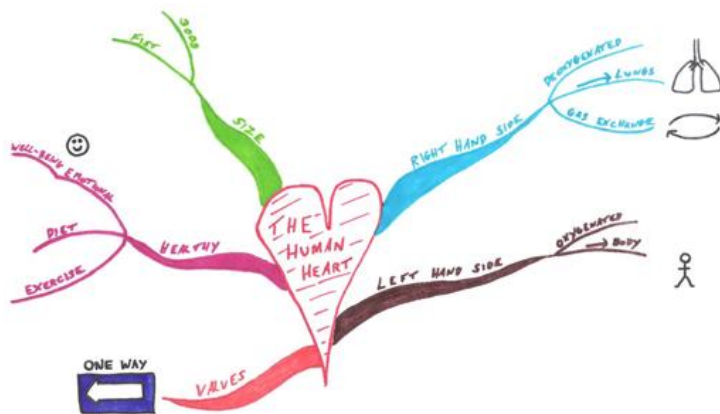
## REVISION ... TIMETABLES AND KEEPING TO THEM

Before you begin, it is very important to make a revision timetable.

- 1) Work out how many subjects you have and what time you can use for revision.
- 2) Allow enough time for each subject.
- 3) Once you've created a realistic timetable, try your best to keep to it!
- 4) When you are revising, be sure to keep your energy up and your brain engaged. You can do this by:
  - a. drinking lots of water
  - b. taking regular breaks
  - c. eating healthy snacks

## REVISION IDEAS

### Four Steps to Success



1. Understand it

2. Condense it

3. Memorize it


4. Review it

### Spider Diagrams and Mind Maps

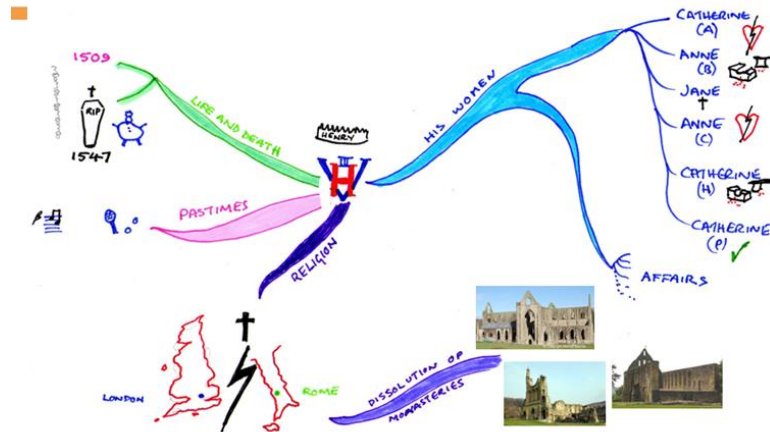
- ✓ Choose a topic
- ✓ Make a spider diagram of everything you can already remember.
- ✓ Put your topic title in the middle of a large page and then write down all the things you can remember to do with it. Let one idea lead on to another idea.

You can add keywords and pictures to help make your mind map more memorable!

- ✓ Talk through your Mind Map to a friend or parent.
- ✓ Practise closing your eyes and visualising your Mind Map.
- ✓ Talk it through in your head.



# Henry VIII



## Highlighting Keywords

- ✓ As you read through your notes, **highlight** the keywords or phrases e.g. Nominative
- ✓ After reading, **write down** the keywords and phrases on a separate piece of paper.
- ✓ **Check** that you have remembered them all.
- ✓ **Talk** them through, explaining to a friend or parent.

## Mnemonics

These are rhymes/acronyms which help some people remember key points. Try making some up for things you find difficult to remember.

E.g. How to recognise and translate the **Imperfect** tense in Latin =

Mr **Imperfect** **was** collect**ing** honey from his **bee**s.

If a verb has a **b** in it, you translate as **was ...ing**

e.g. *sedebat* = he **was** sitting.



### • First Letter Triggers

A quick and easy way to remember small lists of words.

**R**ed, **O**range, **Y**ellow, **G**reen, **B**lue, **I**ndigo and **V**iolet




**R**ichard **O**f **Y**ork **G**ave **B**attle **I**n **V**ain



## Visualisation

Make a picture or diagram with all the information on a topic.  
Make the picture as funny as you can, using lots of colour.  
Make it MEMORABLE like this example.



## Games

If you find vocabulary difficult to remember, for example, then making "matching pairs" games can be helpful. This is something that can be done throughout the year and played with regularly. Even when you are making the game, you are revising.

## Working through examples, questions

After reminding yourself of the grammar, look at previous examples you have translated and have a go at others. Look at previous examples and question that you have answered throughout the year. Some subjects will have websites you can visit like this Latin one (<https://www.clc.cambridgescp.com/home-clc>) to see if you have got the answers right!

## Teen Tips

There are lots of useful resources coming up on Teen Tips over the next few month that include revision tips and managing examination stress. [Pupils Home - Teentips Wellbeing Hub](#)

**Most importantly, check you have a positive attitude towards your examination performance.**

**Positivity will allow your brain to absorb more.**

## English Language

There are two papers for English Language GCSE. You will sit Paper 1 only for your summer examination. This paper will assess both reading and writing skills and is comprised as follows:

**1 hr 45 minutes**

**80 marks: 40 marks for reading, 40 marks for writing.**

What is assessed:

### **Section A: Reading : one literature fiction extract**

You will need to answer four questions as follows:

- One short form question (1 x 4 marks) – retrieving information from the text
- Two longer form questions (2 x 8 marks) – one about the use of language in the extract, the other about the way in which the extract is structured
- 1 extended question (1 x 20 marks) – evaluation of an opinion about the text and commenting on the writer's methods used to achieve different effects.

For revision, you should read as much fiction as possible. Picking up different novels and reading the openings would be most helpful as well as examining the language and structure of short extracts. You should also read over the practice assessments you have completed and attempt to improve your answers using the marking criteria.

### **Section B: Writing: descriptive or narrative writing**

You will answer 1 extended writing question (24 marks for content, 16 marks for technical accuracy).

You will get a choice of two questions and there will be a photograph to aid your creative response. There is a large emphasis on spelling and grammar, therefore practising spellings and remembering to proof-read your writing is strongly advised.



There are two papers for English Literature GCSE. You will sit one Paper for your Year 10 summer examinations.

The form of the questions will be the same as those which you have completed for your end of term assessments.

The examination will test your knowledge of 'Macbeth' by Shakespeare and either 'A Christmas Carol' by Dickens or 'Jane Eyre' by Bronte.



### **English Literature Paper One: 1 hr 45 minutes**

**64 marks: 30 marks for 'Macbeth' plus 4 spag marks, 30 marks for the 19<sup>th</sup> century novel.**

#### **Shakespeare: 'Macbeth' by William Shakespeare (Allow 55 minutes)**

You will answer one question on 'Macbeth'. You will be given an extract and you will need to answer the question about how a theme or character is presented in the extract and also about how the same theme or character is presented in the play as a whole. You must focus on Shakespeare's use of language and structure, how he conveys his ideas to the audience and how he might have been influenced by events that were happening at the time he wrote the play as well as the dramatic methods employed. You should re-read the play, concentrating on the characters and main themes. You should learn at least five quotes for each character and five quotes for each theme as well as revising key aspects of the context for Shakespeare and the play.

#### **The 19<sup>th</sup>-century novel (allow 50 minutes)**

You will answer one question on the text that you have studied as a class. This is either 'A Christmas Carol' or 'Jane Eyre'. You will be required to write in detail about an extract from the novel and then to write about the novel as a whole. For revision you should re-read the whole novel or at least the key chapters. You should focus on the writer's use of language and structure as well as the social and historical context of the novel. You should learn at least five quotes for each character and five quotes for each theme.

Good Luck!

The English Department



## Mathematics

- There will be two papers which will form the end of year assessments in Mathematics.
- 2 Papers: each 1hr and 30 mins based on the Edexcel iGCSE exams.
- Calculators are allowed in both papers. Papers will vary in content depending on which group you are currently in.

Essential equipment for these assessments is: a black ink pen or biro, a pencil (with sharpener and rubber), a ruler (at least 15 cm long), compasses, protractor and a scientific calculator. (We recommend Casio fx-83/fx-85 or fx-991 models)

The papers will assess a wide variety of mathematical knowledge. It is not possible to produce an exhaustive list of topics. The best way to revise Mathematics is to practise example questions and revise areas where you are not obtaining full marks.

Various websites provide a good source of revision -

[DrFrost's Maths Website](#) provides free access to hundreds of videos, and example topic questions. There is a "Key Skills" section where you may choose specific skills to practice, and all questions are marked, and solutions provided. Almost all topics have now been linked to a short tutorial video, which may be beneficial to watch through before revising that topic. [You can find a full list of iGCSE Topics on the Courses page too.](#)

The [BBC BiteSize GCSE Section](#) also has a lot of useful explanations and examples.

Finally, the website [Seneca Learning](#) has several tasks which explain many Mathematics topics, step by step, you may have used this in lessons or in other subjects.

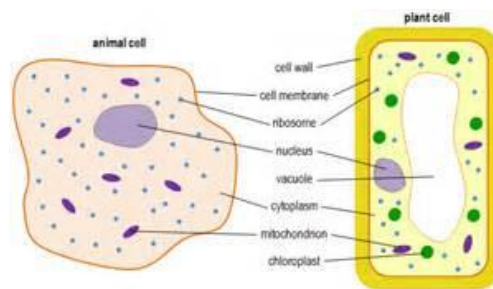
**Mr O'Neill, Ms van Dyk and Mrs Wilson**

## Number of examinations

All students will sit three examinations.

- Combined Science all 1hr 15 (1hr 33 with extra time)
- Triple Science all 1hr 45 (2hr 11 with extra time)

One exam in Biology, one in Chemistry and one in Physics.



## What will the examinations cover?

The papers will mimic the Paper 1 you will sit in the final GCSE examinations in Year 11, The papers will cover both theory on topics covered so far in the course (Year 9 and 10) as well as the required practical skills aspects of the course.

Please see information below regarding specific topics in your examinations.

## What should you use to revise?

You should revise using your exercise books, text books, Seneca, resources on Showbie and revision guides, as well as using topic tests from throughout the course.

There are some useful websites that may help but always be careful to check against your specification to make sure it is the new AQA GCSE.

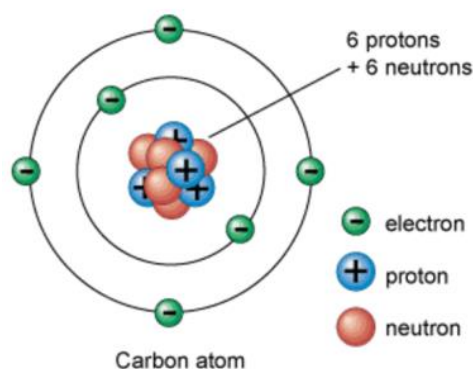
<http://www.bbc.co.uk/education/subjects/zrkw2hv>

<http://www.s-cool.co.uk/gcse>

<http://www.gcsescience.com> (these videos can also be accessed through you tube)

CGP have also Biology, Chemistry and Physics Apps that can be downloaded from the App store for Apple and android devices.

<https://apps.cgpbooks.co.uk/home>



## In the examination...

You must ensure that you bring pen, sharp pencil, ruler, rubber, and a CALCULATOR to all your Science examinations.

You will also need a protractor for Physics.

You will be given a periodic table to use in your Chemistry examination and the basic list of equations in your Physics examination that are not required to be learned.

### Biology

Specification pages 16-40

<https://filestore.aqa.org.uk/resources/biology/specifications/AQA-8461-SP-2016.PDF>

Revision guide book pages:

- Revise – pages 8 -45
- Practise questions – pages 26 – 69
- Review Questions – pages 56 - 99

There are 6 required practicals to learn: Microscopy, Microbiology, Osmosis, Food Tests, Enzymes and Photosynthesis on pages 4 - 39 of the practical workbook. Answers can be found here if you would like to check your answers.

[https://fdslive.oup.com/www.oup.com/oxed/secondary/science/844493\\_Biology\\_Answers.pdf?region=international](https://fdslive.oup.com/www.oup.com/oxed/secondary/science/844493_Biology_Answers.pdf?region=international)

On Showbie you will find the following resources to help you:

- Revision mats
- Knowledge organisers
- 10 min tests
- Past paper questions
- I have also shared Educake assignments with you titled Exam revision then the topic e.g. Exam revision Cell Structure. These are not compulsory.

### Chemistry

Specification pages 17-51

<https://filestore.aqa.org.uk/resources/chemistry/specifications/AQA-8462-SP-2016.PDF>

Revision guide Topics C1, C2, C3, C4 and C5

All revision resources are on Showbie.

Required practicals –

- making salts
- Temperature changes
- Neutralisation (titrations)

### Physics

Specification pages 18-43

<https://filestore.aqa.org.uk/resources/physics/specifications/AQA-8463-SP-2016.PDF>

Revision guide Topics P1, P2, P3 and P4

All revision materials are on Showbie as always including:

- Revision mats
- Knowledge organisers
- Past paper questions
- Required practical book answers
- Socrative quizzes

Biology, Chemistry and Physics specification

<https://filestore.aqa.org.uk/resources/science/specifications/AQA-8464-SP-2016.PDF>

### **Biology**

Specification – pages 20-42

Revision guide Book pages

- Revise – pages 16 -49
- Practise questions – pages 34 – 61
- Review Questions – pages 56 - 82

There are 5 required practicals to learn: Microscopy, Osmosis, Food Tests, Enzymes and Photosynthesis on pages 4-9 and 16 - 39 of the required practical workbook. Answers to the questions can be found here if you complete them and revision and would like to check your answers.

[https://fdslive.oup.com/www.oup.com/oxed/secondary/science/844493\\_Biology\\_Answers.pdf?region=international](https://fdslive.oup.com/www.oup.com/oxed/secondary/science/844493_Biology_Answers.pdf?region=international)

### **Chemistry**

Specification – pages 67-97

<https://filestore.aqa.org.uk/resources/science/specifications/AQA-8464-SP-2016.PDF>

Revision guide Topics C1, C2, C3, C4 and C5

All revision resources are on showbie

Required practicals –

- making salts,
- temperature changes

### **Physics**

Topics P1, P2, P3, and P4

Required practical book pages 4 – 9, 16 – 31 (answers are on showbie)

Specification – pages 122-143

Revision guidebook pages:

- Energy 170 – 173;
- Electricity 188 – 197;
- Particle Model 210 – 211;
- Atomic Structure 212 – 217;

All pupils will sit a Higher Tier paper at this stage. Decisions of tier of entry are made in January 2025.

**Mrs Waterhouse, Mrs Fitzsimons and Mrs Gilbert**

## Art



Art preparatory studies are a significant part of the examination. They are done in sketchbooks. This year's theme is "Fragments".

Work has already commenced on these and is on-going. You will be provided with a checklist and guidelines in class. The sketchbook work informs the final examination piece and consequently **must** be brought into the examination. The examination will last two consecutive days. Your final examination piece may be in any materials.

**Mrs Williams**

## Drama

Your set text, 'Blue Stockings' will form the basis of the written examination. You are not allowed to bring in your text, but I will advise you on which sections of the text you will need to revise. You will also have to answer two questions on a play that you have seen. You may bring in notes for this part of the examination. The examination lasts 1 hour 45 minutes plus extra time.



**Mrs Williams**

## Child Development



There will be **one** exam lasting **1 hr 15 mins** for Year 10 OCR Cambridge National Child Development.

The exam will cover the theory content for RO57 focussing on LO1 – 4, everything that has been taught in class since September 2022.

**RO57 TA 1:** Pre-conception health and reproduction.

**RO57 TA 2:** Antenatal care and preparation for birth.

**RO57 TA 3:** Postnatal checks, postnatal care and the conditions for development.

**RO57 TA 4:** Childhood illnesses and a child-safe environment.

**RO58** Creating a safe environment in a childcare setting

Nutritional needs of children from birth to five years

Students need to revise **all** sub-topics within these sections. Use your text book, notes, practice questions, PowerPoints and Showbie files for each section of Unit RO57 and the coursework preparation work completed for RO58.

**Mrs Knight**

## Food and Nutrition

For the Food Preparation written examination there is one paper of 1hr 30 mins.

It is in the examination style format that AQA use and you will be asked a range of questions some requiring short one word answers and others longer descriptive answers.

<b>REVISION LIST for summer exam 2024</b>	
<b>TOPIC</b>	<b>DETAILS</b>
<b>Macronutrients:</b> <b>Protein</b> <i>Chapter 1</i>	Functions of protein, HBV/LBV sources, protein alternatives, protein complementation, deficiency and excess, amount of protein needed
<b>Carbohydrates</b> <i>Chapter 1</i>	Functions of carbohydrate, main sources, deficiency and excess, amount of carbohydrate needed.
<b>Fats</b> <i>Chapter 1</i>	Functions of fat, main sources, deficiency and excess, amount needed.
<b>Micronutrients:</b> Vitamins & Minerals <i>Chapter 1</i>	Names of main vitamins and minerals, functions and sources. Fat soluble and water-soluble vitamins.
<b>Fibre</b> <i>Chapter 1</i>	Functions and sources of fibre in the diet
<b>Diet, Nutrition &amp; Health</b> <i>Chapter 2</i>	General nutritional needs and health: General dietary guidelines, life stages (children, teenagers, adults, elderly)
<b>Functional and chemical properties of food:</b> Protein <i>Chapter 4</i>	Structure of proteins, Denaturation, Coagulation, Gluten formation. Bread making process, use of yeast, gluten & fermentation
Fats <i>Chapter 4</i>	Chemical structure, Plasticity, Shortening, Aeration, Emulsification. Making pastry (shortcrust & choux) <i>Chapter 4 P131</i> Making mayonnaise/hollandaise (emulsification) <i>P135</i>
Carbohydrates <i>Chapter 4</i>	Gelatinisation (using starch to thicken a sauce), Dextrinisation, Caramelisation Making starch-based sauces (white/cheese sauce and custard)
Raising Agents <i>Chapter 4</i>	Chemical and biological raising agents: foods they are used for and how they work.
<b>Cooking of Food and Heat Transfer</b> <i>Chapter 3</i>	The different methods of transferring heat to food – conduction, convection and radiation. Different methods of cooking (water based, oil based, dry), how cooking methods affect the sensory qualities (aroma, colour, palatability) and the nutritional value of foods.
<b>Principles of Food Safety</b> <i>Chapters 4 &amp; 5</i>	Food safety advice and rules, food storage for high-risk foods. Preparing, cooking and serving food. Preventing cross-contamination. Controlling microbial growth – storage, cooking, cooling down, serving food.

The first 20 questions are multiple choice questions.

Revise all the topics that we have covered this year using the guidelines below.

## Classical Civilisation

There will be **ONE** examination lasting **1 hr 30** and it is worth **90 marks** (30 marks per section). (Extra time: 1 hour 52)

The examination will be a typical paper that you can expect at GCSE. It will be very similar to the assessments you have completed at the end of each topic over the past year.

For the examination, you are required to:

- answer **ALL** questions in **Section A (Greece)** and **Section B (Rome)**;
- answer **all** questions in **Section C (Greece and Rome)**, apart from the final question which is the **15-mark essay** where there is a **choice of 2 – you choose and answer 1**.

### What do you need to revise?

#### **ALL topics covered so far.**

I shall clarify this nearer Half Term once we know how far we get in the next few weeks, but the paper will include topic 6 (Myth and Symbols of Power) and at least part of topic 7 (Death and Burial) that are unlikely to have been otherwise assessed in lessons.

#### **Revise:**

- **factual detail** – character names, places, plot in literary sources, Labours etc;
- ensure Greece and Rome details **remain separate** – not good to confuse them!  
e.g. *Parthenon* (Greece) / *Pantheon* (Rome);
- be clear who has written each **literary source** so that you can refer to it by **author** if you need to refer to it if it is not already referenced on the paper itself;
- **essays** - both 8 and 15-mark – mind maps. There will be an 8-mark question in both Sections A and B, then a 15-mark in Section C which compares the 2 civilisations. So **3 essays in total**. Ensure you **leave plenty of time** for the final 15-marker (20mins minimum).

Use your class notes, textbook and the assessment questions you have done together with model answers/mark schemes to guide your revision.

I shall also provide you with some revision sheets.

Start revising with the topic you find most difficult.

Remember to look at the general examination guidance sheets which you should have in your folder.

Try to use the following formula when answering all questions, together with a wide range of relevant evidence/examples/facts to gain the highest marks:

- **S tatement:** state (e. g. *"another aspect of Heracles' heroism was ..."*)
- **E vidence:** some factual information in support (e. g. *relevant details from his tasks*)
- **E xplanation:** e. g. *"this shows Heracles to be heroic / less heroic because ..."*

Or if you prefer PEEL, it is the same principle.

Be extra careful when answering the essay questions not to just right the factual details you know, but use them to back up your argument maintaining clear focus on the question's slant.

You **must have knowledge of a range of sources**, outside the ones given on the examination insert, to jump you up the marking bands.

---

I am happy to give you additional practice questions, just ask, and you are welcome to email me should you need further guidance. ([xduffy@manorhouseschool.org](mailto:xduffy@manorhouseschool.org))

Good luck!

**Dr Duffy**





You will sit one written paper on **R093/01 Creative iMedia in the media industry**  
The paper is 1 hour 30 minutes. The summer examination will be out of 70 marks.

**Section A:** 5 short answer questions, ranging from between 1 and 4 marks each.

**Section B:** A longer scenario-based questions on the development of a digital graphic, including the use of a pre-production documents.

**Section C:** There are two 9 mark questions where you will have to critically evaluate a pre-production document (ESWISS) and create a pre-production document from parts of a client brief.

### **What you will need to revise.**

Using your textbook and class notes, you should revise the following:

#### **Types of Media and digital products**

- 1) Traditional and new media with examples of each.
- 2) Types of digital products.
- 3) 5 Purposes of digital media e.g. advertise or promote / educate / inform/ entertain.
- 4) Target audience segmentation – categories and how this would influence design choices.
- 5) Roles of different people working in the creation of digital media.

#### **Digital Graphics**

- 1) Design and layout.
- 2) Colour theory.
- 3) Assets in an image.
- 4) Components (parts of) a logo.
- 5) File formats for digital graphics and suitability for different purposes.
- 6) Properties of digital graphics (DPI, compression, lossy/lossless).

#### **The content of:**

- 1) Visualisation diagrams i.e. – images, graphics, texts, logos, fonts, annotations.
- 2) Storyboards – number of scenes, scene content, timings, camera shots and angles, camera movement, lighting, sound, locations, camera type.
- 3) Mood boards.

#### **You will need to revise:**

Hardware and software use for digitising paper documents (scanning, email) creating electronic documents.

Good luck!

**Ms van Dyk and Mr Hillier**



The Year 10 Geography examination is **1 hour 30 minutes** in length.

There are **THREE** sections in the examination:

### **Section A (Human Paper) – Urban Challenges (33 marks)**

- Urbanisation
- Opportunities & challenges in Mumbai
- Opportunities & challenges in London
- Sustainable urban living

### **Section B (Physical Paper) – The Living World (25 marks)**

- Ecosystems
- Tropical rainforests
- Hot deserts

### **Section C (Physical Paper) – Physical landscapes in the UK (30 marks)**

- Coastal landscapes in the UK
- Glacial landscapes in the UK

The questions in the exam will vary in length from 1 mark multiple choice to 9 mark extended prose. There will be two nine-mark questions, one in section A and one in section B. There will be an additional 3 SPaG marks available on one of these questions.

Make sure you read the question carefully and look at how many marks it is worth. This, along with the writing lines, will help you see how much you should aim to write.

Some questions will require you to include a case study or example. Make sure you learn factual information about your case studies/examples and include it in your answer if it is relevant to the question and the point you are making.

The paper will not only test your knowledge of the topics above, but also your geographical understanding, ability to evaluate (some 6 markers and all 9 markers) and skills. Skills such as interpreting maps, plotting or interpreting graphs and analysing photos/diagrams will also be tested.

Please use your class notes, CGP revision guide and workbook to help you revise. If you have any questions or problems, please come and see me as soon as possible. Good luck!



Your History exam will consist of two sections. Section A will focus on Health and the People (Paper 2, Section A, Thematic Study). Section B will focus on Norman England (Paper 2, Section B, British Depth Study)

**You will have 2 hours**

### Section A: Health and the People

- Question 1 – “How useful” style of question with a source. This is worth 8 marks and you should allow 10 – 12 minutes for this question.
- Question 2 – Explain..... This question asks you to consider why. This is worth 8 marks and you should allow 10 – 12 minutes for this question.
- Explain two ways in which... this question looks at similarities. This is worth 8 marks and you should allow 10 – 12 minutes for this question.
- Question 4 – “Factor” style question. This question looks at changes over time and the use of factors. This is worth 16 marks and you should allow 30 minutes to answer this question

### Section B: Norman England

- Question 1 – “How convincing” style of question with an interpretation. This is worth 8 marks and you should allow 10 – 12 minutes for this question.
- Question 2 – Explain..... This question asks you to consider why. This is worth 8 marks and you should allow 10 – 12 minutes for this question.
- Question 3 – Write an narrative about.... This question asks you to write a story of a key event. This is worth 8 marks and you should allow 10 – 12 minutes for this question.
- Question 4 – “How far” style of question on your Historic environment of Wales and the Norman conquest. This is worth 16 marks and you should allow 30 minutes to answer this question

Revision guides, resources and lessons are available on Showbie.

#### *Top Tips*

- Read the question carefully
- Remember to write everything! Think of the examiner as an alien!
- Plan your longer answers before writing them
- Remember to cover the whole period in the longer Health and the people question

Good Luck!

**Ms Izzard**



REVISION GUIDE FOR THE YEAR 10 SUMMER EXAMINATION

The examination will be based on Modules **1,2 3, 4 & 5** of the Edexcel textbook – Stimmt! GCSE.

Revision resources

Stimmt! textbook – end of unit vocabulary lists.

Quizlet, Cram and Memrise are excellent for revising vocabulary. Talk to your teacher if you find this difficult as there are ways of learning vocabulary to suit all learning styles. You will not be able to achieve your potential in any of these assessments if you do not learn your vocabulary!

Grammar and Translation workbook. You should revise **tenses (perfect/imperfect/present/future/conditional)** and **verb endings for the present & imperfect tenses** in particular, and also the grammar points you have learnt this year.

Cram vocabulary folder:

<http://www.cram.com/folders/11-german-173623>

Showbie resosurces.

Quizlet.

You will have four assessments, one for each skill, Listening, Speaking, Reading, Writing. Each contributes 25% of your final mark. **All four assessments will take place during examination week.**

Listening

You will need to:

- identify the overall message, key points, details and opinions
- deduce meaning from a variety of spoken texts
- recognise the relationship between past, present and future events
- recognise and respond to key information, important themes and ideas in spoken text
- be able to answer questions, extract information, evaluate and draw conclusions.

Most questions and answers will be in English, but some questions and answers will be in German.

Speaking

1 picture based task (**3 minutes**)

General conversation on 2x topics (**5-6 minutes**)

You will have **12 minutes** to prepare, followed by the assessment which will last around **10-12 minutes**.



## Reading

You will need to:

- identify the overall message, key points, details and opinions in texts
- deduce meaning from a variety of written texts
- recognise the relationship between past, present and future events
- understand texts, organise and present relevant details, and, where appropriate, draw inferences in context and recognise implicit meaning
- recognise and respond to key information, important themes and ideas in more extended written text

Most questions and answers will be in English, but some questions and answers will be in German.

The range of text types includes advertisements, emails, letters, articles and literary texts.

## Writing

1 short answer of approx 80 – 90 words

1 longer answer of approx 130 – 150 words

1 grammar gap fill (verb endings and adjective endings)

**\*YOU HAVE BEEN PRACTISING ALL OF THESE THINGS IN YOUR LESSONS THIS YEAR. THE MOST IMPORTANT THING ABOUT REVISION IS TO GET STARTED AS SOON AS POSSIBLE. IT NEEDS TO BE DONE LITTLE AND OFTEN. START TODAY!\***

**TALK TO ANY OF US IN THE MFL DEPARTMENT IF YOU ARE CONCERNED ABOUT ANY ASPECT OF YOUR REVISION OR COME AND SEE US AT OUR DROP-IN SESSIONS.**

**Mr Jones**

The examination will be based on Modules **1-6** of the Edexcel GCSE textbook. We may not have fully completed Module 6 and only topics we have covered will be in the exam. Remember: we have covered Modules 4, 5 and some of Module 6 this year and Modules 1, 2 and 3 were done in Year 9.

### Revision resources

Studio GCSE textbook – vocabulary lists at the end of each module.

Sentence builders and notes in your exercise books.

Grammar and Translation workbook. You should revise **tenses in particular (perfect, imperfect, present, near future, simple future, conditional)** and also the grammar points you have learnt this year.

Our Quizlet class contains all the vocabulary needed for each Module. This is an excellent resource for revision. You might also like to use Blooket, Cram, Languages Online, Linguascope and BBC Bitesize for GCSE French (the latter has listening and reading exercises to complete for each topic).

Showbie resources, including speaking questions for each Module.

You will have three assessments: (1) a listening paper (2) a reading and writing paper and (3) a speaking test. Each skill contributes 25% to your final mark. **All assessments will take place during examination week.**

### Listening & Reading

Students must be able to:

- identify and note main points
- deduce the meaning of words from context
- extract specific details
- identify points of view
- show some understanding of unfamiliar language
- recognise attitudes, emotions and opinions.



### Speaking

1. picture-based task **(2-3 minutes)**
2. conversation on two topics **(6-7 minutes)**

Writing

1. short answer of **60 -75 words** using French prompt words
2. longer answer of **130-150 words** (from a choice of three tasks)
3. **grammar**-based gap-fill task

**\*YOU HAVE BEEN PRACTISING ALL OF THESE THINGS IN YOUR LESSONS THIS YEAR. THE MOST IMPORTANT THING ABOUT REVISION IS TO GET STARTED AS SOON AS POSSIBLE. IT NEEDS TO BE DONE LITTLE AND OFTEN. START TODAY!\***

**TALK TO ANY OF US IN THE MFL DEPARTMENT IF YOU ARE CONCERNED ABOUT ANY ASPECT OF YOUR REVISION.**

**Bonne chance! 😊**

**Madame Miller**

The Summer Examination will be based on Modules 1- 6 of the Viva Edexcel textbook.



You will have four assessments, one for each skill, Listening, Speaking, Reading and Writing. Each contributes 25% of your final mark. All assessments will take place during examination week apart from the speaking examination; we will set a date for this closer to the time.

### Listening

You will need to:

- identify the overall message, key points, details and opinions
- deduce meaning from a variety of spoken texts
- recognise the relationship between past, present and future events
- recognise and respond to key information, important themes and ideas in spoken text
- be able to answer questions, extract information, evaluate and draw conclusions.

Most questions and answers will be in English, but some questions and answers will be in Spanish. There will be all sorts of question types, including tick boxes, gap fills, longer answers, etc. Check how many marks are available for each question as this will help guide your answers.

### Speaking



- Role play
- Photo card
- General conversation x 2 – pupil picks a topic and the teacher will choose a topic.

You will have 12 minutes to prepare the Role Play and Photo Card (15 minutes with 25% ET). The assessment takes about 10-12 minutes.

**It is important not to panic!** Listen carefully to the question for the key words and tense you will need to use to formulate your answer.

### Reading

You will need to:

- identify the overall message, key points, details and opinions in texts
- deduce meaning from a variety of written texts
- recognise the relationship between past, present and future events



- understand texts, organise and present relevant details, and, where appropriate, draw inferences in context and recognise implicit meaning
- recognise and respond to key information, important themes and ideas in more extended written text

Most questions and answers will be in English, but some questions and answers will be in Spanish. Remember that there will also be a short passage to be translated **from Spanish into English**.

The range of text types includes advertisements, emails, letters, articles and literary texts.

### Writing

- 1 short answer of approx 80 – 90 words
- 1 longer answer of approx 130 – 150 words
- 1 grammar gap fill (verb endings and adjective endings)



### Revision resources

- **Viva textbook**
- **Grammar exercise book**
- **Topics exercise book**
- **Quizlet** – A wide vocabulary is crucial to achieving your potential.
- **Year 9 exercise book**
- **Speaking question booklet**

You have been practising all of these things in your lessons this year. The most important thing about revision is to get started as soon as possible. It needs to be done little and often.

Don't forget that the exam also covers topics and concepts that we learnt in Year 9!

As a department we advise using active revision techniques. Use ActiveLearn, Languages Online, Linguascope, Blooket, Quizlet etc. to learn vocabulary. Speaking practice, short practice translations, and peer-teaching are all excellent methods too.

Please talk to any of us in the MFL department as soon as possible if you are concerned about any aspect of your revision, or come and see us at our drop-in sessions.

¡Muy buena suerte! 🍀



Your Summer examination will consist of three components:

### **Component 1: Performing**

A solo performance recording consisting of no less than one minute in length, on your principal instrument/voice.

### **Component 2: Composing**

A draft submission of your Free Composition coursework, including three separate files:

- Score (either Sibelius or Logic Pro file)
- Commentary (Word Document)
- Audio (mp3 file)

### **Component 3: Appraising**

A written exam paper including two sections.

Section A: Short appraisal questions on the set works we have covered so far this year

- 'Killer Queen' by Queen from the album *Sheer Heart Attack*
- 'Music for a While' by H Purcell
- 'Defying Gravity' by S Schwartz from *Wicked*
- 'Main Title/Rebel Blockade Runner' by J Williams from 'Star Wars: A New Hope'

Section B: A 12 mark essay comparison question about one of our familiar set works and one unfamiliar piece of music.

## Religious Studies

For Religious Studies you will have **one** examination lasting **50 minutes**.

Please revise these **TWO** topics only:

- Christianity Beliefs and Teachings – Chapter 1
- Religion and Life – Chapter 4 (Theme B)

The exam will be the usual layout of **FIVE** questions per topic.

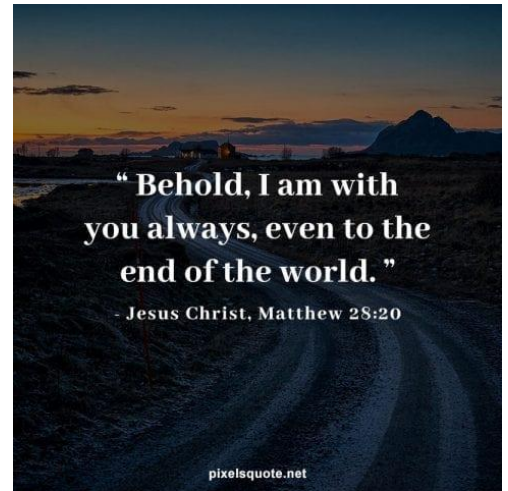
Questions are worth the following marks:

1 mark, 2 marks, 4 marks, 5 marks and 12 marks.

Remember the questions that are worth 5 and 12 markers will need religious evidence/teachings/quotes etc.

As always, ask me if you need any help and I have no doubt that you will all do brilliantly!

**Ms Tillyer**



PAPER 1- (1 hr)

## THE HUMAN BODY AND MOVEMENT IN PHYSICAL ACTIVITY and SPORT

- The structure and functions of the Musculo-skeletal system** (including synovial joints, movement types and muscles)
- The structure and function of the cardio-respiratory system** (including pathway of blood, blood vessels, the heart and cardiac cycle, pathway of air, gaseous exchange, spirometer traces)
- Physical training** (including components of fitness, fitness tests, methods of training, principles of training, altitude training, safety principles, effective warm up/cool down and training seasons)



PAPER 2- (1 hr)

## SOCIO-CULTURAL INFLUENCES AND WELL-BEING IN PHYSICAL ACTIVITY

- Sports Psychology** (skill and ability, goal setting, information processing)
- Socio-cultural influences** (Social groups and barriers to participation)
- Commercialisation of physical activity and sport** (including the impact of technology on physical activity and sport)
- Ethical issues** (players conduct, performance enhancing drugs, hooliganism)

These papers will have a mixture of short and extended response questions. Please remember **AO1**- Demonstrate your knowledge, **AO2**- Application of knowledge (to a sporting example), **AO3**- Analyse & Evaluate (Use the command word).

We will be working through practice questions in lessons but please see us if you require any additional questions to work through.

**Mrs Tauber and Ms Fantham**